

**NotesBench Disclosure Report**  
**for**  
**IBM @server xSeries 200**  
**using**  
**Lotus Domino Server 5.02a**  
**and**  
**Windows 2000 Server**

**Certified November 3, 2000**

**IBM Corporation**



## **Table of Contents**

***Section 1: Executive Summary***

***Section 2: Benchmarking Objectives***

***Section 3: Test Methodologies***

***Section 4: Data***

***Section 5: Analysis***

***Section 6: Conclusions***

***Section 7: Statement by Auditor***

***Appendix A: Overall Test Setup and Software Versions***

***Appendix B: System Configurations***

***Appendix C: Operating System Parameters Values***

***Appendix D: Notes Parameters (NOTES.INI file)***

***Appendix E: Network Configuration File(s)***

***Appendix F: Guidelines for Information Usage***

***Appendix G: Pricing***

***Appendix H: Optional (vendor-defined information)***

***Edition Notice***

## Executive Summary

The IBM @server xSeries 200 server demonstrated leadership performance running Lotus\*\* Domino\*\* Server Release 5.02a on Microsoft\*\* Windows 2000 Server. The results detailed in this report were obtained using the NotesBench R5Mail-Only workload.

Test Script	Maximum Users	NotesMark (tpm)	Ave. Response Time (sec)	\$/User	\$/NotesMark
R5Mail-Only	4,700	6,233	1.646	\$3.64	\$2.74

The IBM xSeries 200 server was configured with one 866MHz<sup>1</sup> Intel\*\* Pentium\*\* III processor, 1GB<sup>2</sup> of memory, and 17 hard disk drives. All configuration details are provided in Appendix A: Overall Test Setup and Software Versions.

The server under test supported an R5Mail-Only workload of 4,700 active mail users (see price/performance results<sup>3</sup> above).

IBM's Server Performance Laboratory in Research Triangle Park, NC, conducted the benchmark in October, and KMDS Technical Associates, Inc., audited the results in October 2000.

NotesBench provides an objective method for evaluating the performance of different platforms running Lotus Domino Server. NotesBench generates a transactions-per-minute (tpm) throughput metric, called a NotesMark, for each test, along with a value for the maximum capacity (number of users) supported, and the average response time.

## Benchmarking Objectives

The benchmark objective was to provide customers with information on how to fully utilize the capability of the IBM xSeries 200 system as a Domino Server 5.0 mail server configured with the IBM ServerRAID-3L SCSI Adapter for RAID-1 data redundancy.

---

<sup>1</sup> MHz only measures microprocessor internal clock speed, not application performance. Many factors affect application performance.

<sup>2</sup> When referring to hard drive capacity, GB stands for one thousand million bytes. Total user-accessible capacity may vary depending on operating environments.

<sup>3</sup> The price/performance results are based on IBM's estimated reseller pricing. IBM resellers set their own prices, and actual prices may vary.

## Test Methodologies

### *Test Setup and Hardware/Software Configuration*

The xSeries 200 system under test (SUT) was configured with an 866MHz Pentium III processor (256KB of ECC full-speed L2 write-back cache and 133MHz front-side bus per processor), 1GB of memory, three 18.2GB and fourteen 9.1GB 10K rpm hard disk drives. Each of two RAID-1 arrays, which contained the mail files, was connected to a channel on an IBM ServeRAID-3L Ultra2 SCSI Adapter. Three drives, two of which were contained in a RAID-1 array, and one of which was used as the boot disk, were connected to a ServeRAID-3L Ultra2 SCSI Adapter. A more detailed description of the configuration of the RAID-1 arrays is provided in Appendix A.

The network consisted of an IBM 8271-F24 24-port switch. All child drivers, parent and SUT were connected to a port on the switch. The xSeries 200 system under test ran Microsoft Windows 2000 Server and Domino Server 5.02a.

The RAID controller configuration value for Stripe Unit Size was set at 16KB. Write-back cache was enabled for all RAID-1 arrays.

The following NOTES.INI parameters were modified as recommended in the NotesBench operator's manual.

<b>R5Mail-Only Workload</b>
Server_Max_Concurrent_Trans=1000
MailMaxThreads=2
NSF_DBCache_MaxEntries=10000
MailLogToEventsOnly=1
Log_MailRouting=10
Log_Sessions=0
Mail_Number_Of_MailBoxes=2
Server_Pool_Tasks=100
Max_Users=10000
DBMaxEntries=10000

The following parameters were added to suppress database activity logging after long runs and to capture server console output:

```
No_Force_Activity_Logging=1
Server_Show_Performance=1
Debug_Outfile=\\pa1\Results\SUTINFO.TXT
```

All Notes server tasks were disabled except Router.

All Domino mail files were located on the D: and E: RAID-1 arrays. The Domino executable codes and data directory, and mail link files were located on the J: RAID-1 array.

### ***Test Procedures***

Several trial runs were conducted starting with a single Domino server to attempt to exhaust at least one of the system resources: processor, memory or disk subsystem. When average user response time reached an unacceptable level before any one of these resources had been fully utilized, an additional resource was installed. System resource utilization was monitored using Windows 2000 Performance Monitor (PERFMON), which enabled the system configuration to be optimized while balancing system resources.

The 4,700 users were distributed across eight clients. Each client added 600 users to the system under test, except the eighth client, which added 500 users. The test ran for 7 hours and 55 minutes, including ramp-up. The actual ramp-up period from startup of child 1 to the point when all 4,700 users were shown on the server console was approximately 1 hour and 54 minutes. The test ran for more than 6 hours after ramp-up. During the test runs, the tools used to determine steady state included the child driver RES files, Notesizer command outputs, and Domino Server statistics output to the server console on a minute-by-minute basis.

To confirm steady state, we verified the number of users at the server and its logs. We confirmed steady state when the number of users on the SUT Domino Server console reached the intended number of users. We also used the Show Stat Mail command on the server to verify that at least 90 percent of the mail generated during the test period was delivered to the local mail databases during the test period..

To ensure that the test results were reproducible, all tests were repeated, and the results were compared and were found to be consistent.

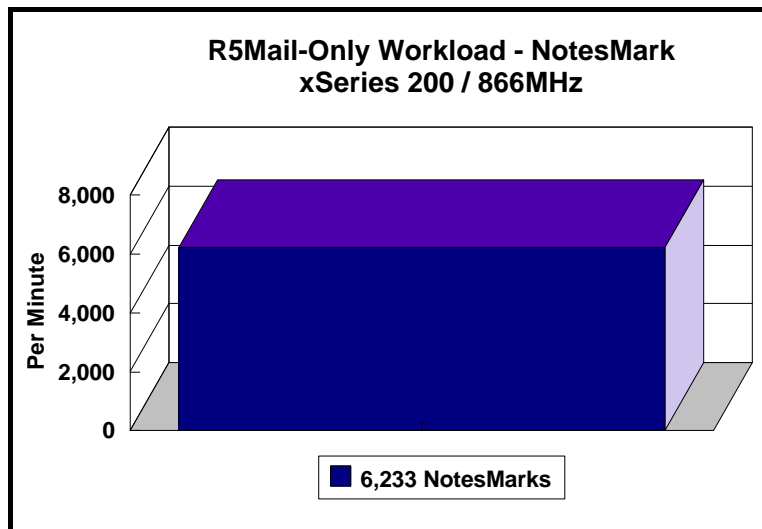
### ***Other NotesBench Tests***

IBM intends to continue conducting NotesBench measurements to further optimize and exploit the performance capability of the xSeries product line running Domino Server 5.0.

## Data

### **IBM xSeries 200 NotesMark Value for R5Mail-Only Test**

The xSeries 200 server demonstrated that it can support 4,700 concurrent, active users with this workload. The NotesMark throughput value was 6,233. Average response time was 1.646 seconds. The test ran error-free for a period of 6 hours.



The R5Mail workload executes Notes transactions that model a server for mail users at sites that rely only on mail for communication. The resulting capacity metric for a mail-only server is the maximum number of users that can be supported before the average user response time becomes unacceptable.

The Domino R5Mail-Only test script models an active user who is reading and sending mail. The script contains an average of 15 minutes of waiting; thus, the average user would execute this script a maximum of four times each hour. For each iteration of the test script, there are 5 documents read, 2 documents updated, 2 documents deleted, 2 documents added, 1 view scrolling operation, 1 database opened and closed, 1 view opened and closed, looking up of recipients and sending an invitation every 30 minutes, as well as some miscellaneous operations. In sending messages, each user creates and sends a mail message to NumMessageRecipients no more frequently than every 90 minutes. About every 90 minutes, each user creates a meeting invitation and responds to an invitation.


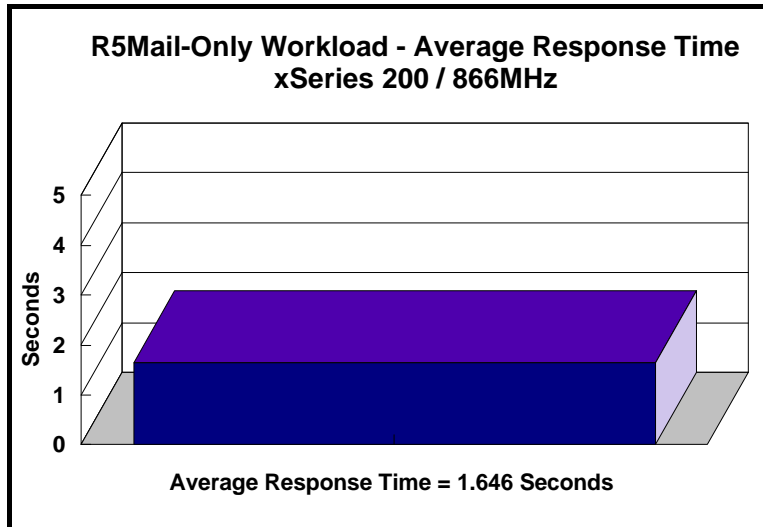
### NotesNum Output for R5Mail-Only Test

Min Start Time = 10/13/2000 05:07:53 PM Max Stop Time = 10/14/2000 01:06:14 AM

Total Test Errors = 0

Total Test Time = 28740 sec

Test Run: Users = 4700 NotesMark = 6233 Response Time = 1646 msec (10/13/2000 06:54:00 PM to 10/14/2000 12:55:00 AM)



## Analysis

When configured optimally as described in this report, the xSeries 200 server demonstrated that it can manage the intense resource usage that occurs during ramp-up to 4,700 concurrent R5Mail users with no errors at the clients. During the steady-state period on one of the successful 4,700 user runs, the average CPU utilization was 85 percent. The average available memory was 4MB.

The transaction logging option was not enabled for this audit run. When this option is enabled, we recommended placing the transaction logging directory on a dedicated disk that is attached to a less-busy adapter on a less-busy PCI bus to improve response time.



---

## Conclusions

The test results demonstrate that the xSeries 200 server configured as described in this report can support up to 4,700 concurrent, active R5Mail users with a response time well below that permitted by the test criteria. The server's architecture provides many options that can expand its capability. With upgradable processor and I/O subsystems, the system can be further expanded to accommodate additional Domino server tasks and other applications.

These results are based on running the xSeries 200 as a dedicated Domino server. The addition of other application workloads will affect the number of users supported as well as the response time. Achieving optimum performance in a customer environment is highly dependent upon selecting adequate processor power, memory and disk storage as well as balancing the configuration of that hardware and appropriately tuning the operating system and Domino software.

These results represent leadership performance in a one-processor hardware platform for the Domino Server 5.0 environment.

---

## Statement by Auditor

The original “Lotus NotesBench Test Results Report Certification Letter” was signed by Daryl K. Thompson, NotesBench Auditor for KMDS Technical Associates, Inc., and is on file at IBM.

---

## **Appendix A: Overall Test Setup and Software Versions**

### ***Number of Client Systems***

For the R5Mail-Only test, 9 driver systems were used. Eight of those systems were configured as child drivers (child 1 through child 8). A parent system was used for debug\_output data collection and to control the run.

The disk configuration used for the child systems is as follows:

- Child drivers 1-8
  - C: Partition (4GB - NTFS) - Windows 2000 Professional, Notes 5.03 code and data..

### ***Number of Server Platforms***

One server platform, the IBM xSeries 200 with one 866MHz Pentium III processor and 1GB of memory, was benchmarked.

The disk configuration used for the system under test is as follows:

- C: Single disk drive (4GB - NTFS) - Windows 2000 Server (boot partition)
- D: Partition (31.5GB - NTFS) - Domino mail files
- E: Partition (31.5GB - NTFS) - Domino mail files
- H: Partition (14GB - NTFS) - Pagefiles
- J: Partition (18.1GB - NTFS) - Domino executables and Domino mail data subdirectory

### ***Network***

The network consisted of a single segment. All child drivers, parent and SUT were connected to one of 24 ports on an IBM 8271-F24 switch.

### ***Software Versions***

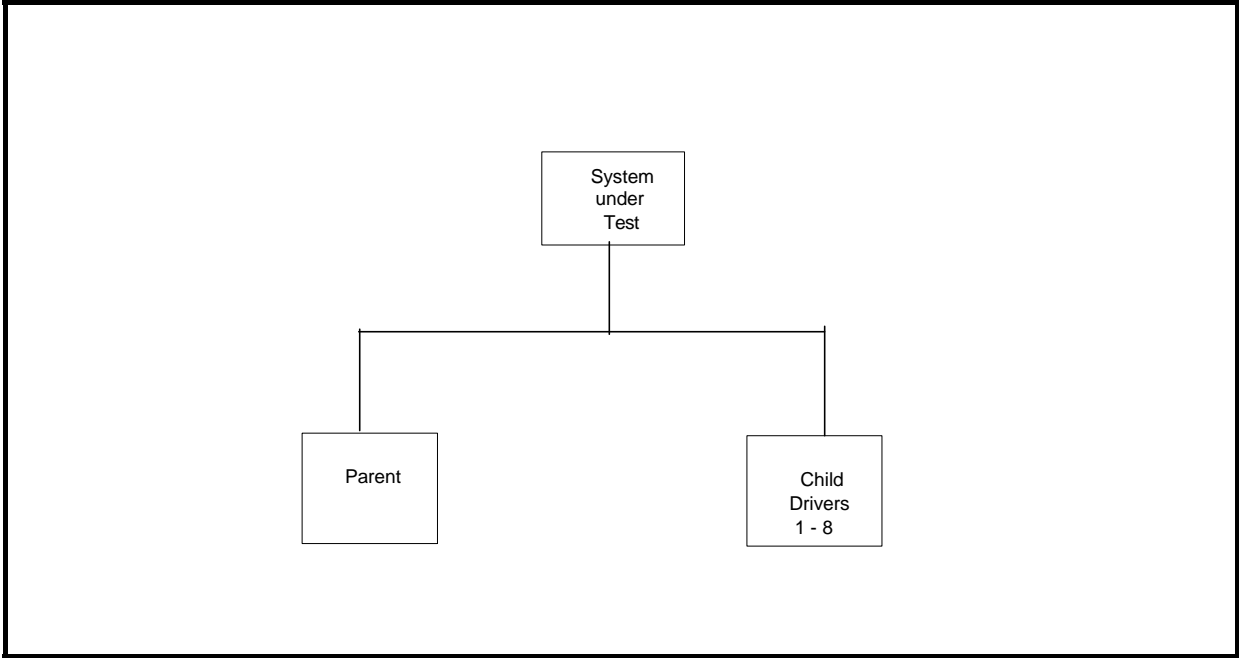
Software versions used on the system under test were as follows:

- Microsoft Windows 2000 Server
- Lotus Domino Server Release 5.02a

Software versions used on the child and parent drivers were as follows:

- Microsoft Windows 2000 Professional
- Lotus Domino Client Release 5.03 for Windows 2000
- NotesBench Version 5.03 - Windows/32, released March 13, 2000

**Test Setup Diagram**



---

## Appendix B: System Configurations

### *Details of the Configurations*

Server under Test	
System	IBM xSeries 200
Processor	866MHz Pentium III
Memory	1GB
Cache	256KB L2 Cache
RAID Controller	3 x Netfinity ServeRAID-3L Ultra2 SCSI Adapters
Disk Drive	3 x 18.2GB and 14 x 9.1GB 10K rpm (configured as three RAID-1 arrays and 1 boot drive as RAID-0)
Network Interface	Integrated 10/100 Ethernet Controller
I/O	PCI Bus
Operating System	Microsoft Windows 2000 Server
Notes	Lotus Domino Server Release 5.02a for Windows 2000

Child Drivers 1 - 8	
System	IBM PC 300 GL
Processor	1 x 233MHz Pentium II
Memory	128MB
Disk Drive	1 x 4.5GB
Network Interface	1 x Intel EtherExpress 10/100 PCI TX Adapter
I/O	PCI Bus
Operating System	Microsoft Windows 2000 Professional
Notes	Lotus Domino Client Release 5.03 for Windows 2000
NotesBench	NotesBench Version 5.03 - Windows/32, released March 13, 2000

Parent	
System	IBM PC 300GL
Processor	1 x 233 MHz Pentium II
Memory	128MB
Disk Drive	1 x 4.5GB
Network Interface	1 x Intel EtherExpress 10/100 PCI TX Adapter
I/O	PCI Bus
Operating System	Microsoft Windows 2000 Professional
Notes	Lotus Domino Client Release 5.03 for Windows 2000
NotesBench	NotesBench Version 5.03 - Windows/32, released March 13, 2000

---

## Appendix C: Operating System Parameters

In the system under test, the following registry variables were changed from their default values of 2 to 0:

HKEY\_LOCAL\_MACHINE/System/CurrentControlSet/Control/PriorityControl/Win32PrioritySeparation:  
REG\_DWORD:0

HKEY\_LOCAL\_MACHINE/System/CurrentControlSet/Control/SessionManager/MemoryManager/  
LargeSystemCache: REG\_DWORD:0

---

## Appendix D: NOTES.INI Settings

### *NOTES.INI for System under Test*

```
[Notes]
;       Server Performance
;
DBMaxEntries=10000
MailMaxThreads=2
Mail_Number_Of_MailBoxes=2
Max_Users=10000
NSF_DBcache_Maxentries=10000
;(IRIS recommended 2 params: 100 &1000)
;Server_Pool_Tasks=100
;Server_Max_Concurrent_Trans=1000
Server_Pool_Tasks=100
Server_Max_Concurrent_Trans=1000
;View_Rebuild_dir=m:\view_dir
;
;MailUseThreads=1
LOG_SESSIONS=0
MailLogToEventsOnly=1
LOG_MAILROUTING=10
SERVER_SHOW_PERFORMANCE=1
No_Force_Activity_Logging=1
DEBUG_OUTFILE=\\pa1\c$\results\sutinfo.txt
;Server_MaxSessions=8000
;Server_Session_timeout=15
;       end performance parameters
Directory=j:\notes5\data
KitType=2
SetupDB=Setup.nsf
UserName=sut
CompanyName=ibm
NotesProgram=j:\notes5
InstallType=3
CONSOLE_Lotus_Domino_Server=80 25 7 8 87 660 418
WinNTIconPath=j:\notes5\data\W32
Timezone=5
DST=1
$$HasLANPort=1
WWWDSPP_SYNC_BROWSERCACHE=0
WWWDSPP_PREFETCH_OBJECT=0
EnablePlugins=1
Preferences=2147486833
AltNameLanguage=en
ContentLanguage=en-US
WeekStart=1
ViewWeekStart=2
NavWeekStart=2
XLATE_CSID=52
SPELL_LANG=1033
Region=en-US
Passthru_LogLevel=0
Console_LogLevel=2
VIEWIMP1=Lotus 1-2-3 Worksheet,0,_IWKSV,..WKS,.WK1,.WR1,.WRK,.WK3,.WK4,,4,
VIEWIMP3=Structured Text,0,_ISTR,..LTR,.CGN,.STR,,1,
VIEWIMP4=Tabular Text,0,_ITAB,..PRN,.RPT,.TXT,.TAB,,1,
VIEWEXP1=Lotus 1-2-3 Worksheet,0,_XWKS,..WKS,.WK1,.WR1,.WRK,,4,
VIEWEXP3=Structured Text,0,_XSTR,..LTR,.CGN,.STR,,1,
VIEWEXP4=Tabular Text,1,_XTAB,..LTR,.RPT,.CGN,.TAB,,1,
EDITIMP1=ASCII Text,0,_ITEXT,..TXT,.PRN,.C,.H,.RIP,,1,
EDITIMP2=Microsoft RTF,0,_IW4W,_IRTF,.DOC,.RTF,,2,
EDITIMP3=Lotus 1-2-3,0,_IW4W,_IWKSE,.WKS,.WK1,.WR1,.WRK,.WK3,.WK4,.123,,4,
EDITIMP4=Lotus PIC,0,_IPIC,..PIC,,8,
EDITIMP5=CGM Image,0,_IFL,..GMF,.CGM,,8,
EDITIMP6=TIFF 5.0 Image,0,_ITIFF,..TIF,,18,
EDITIMP7=BMP Image,0,_IBMP,..BMP,,18,
```





```

ServerSetup=50
DESKWINDOWSIZE=-4 -4 648 460
MAXIMIZED=1
ECLSetup=3
PhoneLog=2
Log=log.nsf, 1, 0, 7, 40000
ShowCertifierRecoveryWarning_j:\notesr5\data\cert.id=1
SERVERS_FRAME_PERCENT=20
MONITOR_SCALE=1
ADMINWINDOWSIZEWIN=0 9 616 447
ADMINMAXIMIZED=0
WinNTIconCommonConfig=Universal
WinNTIconSize=2
WinNTIconPos=2
WinNTIconHidden=1
WinNTIconRect=0 0 0 24
FileDialogDirectory=J:\notesr5\data
AdminSetup=502
CleanSetup=1
TRANSLOG_AutoFixup=1
TRANSLOG_UseAll=0
TRANSLOG_Style=0
TRANSLOG_Performance=2
TRANSLOG_Status=0
MTEEnabled=0
MAILUSEPROCESSES=0
MAILUSETHEADS=1

```

## **NOTES.INI for Child 1**

```

[Notes]
; NotesBench parms
;*****
NodeName=child-4
ResultsDirectory=\\pa1\c$\results
DEBUG_OUTFILE=\\pa1\c$\results\res1
ThreadStagger=0.6
*****
Directory=c:\lotus\notes\data
KitType=1
InstallType=6
WinNTIconPath=c:\lotus\notes\data\W32
Timezone=5
DST=1
$$HasLANPort=1
WWWDSPP_SYNC_BROWSERCACHE=0
WWWDSPP_PREFETCH_OBJECT=0
EnableJavaApplets=1
EnablePlugins=1
Preferences=-2147480463
AltNameLanguage=en
ContentLanguage=en-US
WeekStart=1
ViewWeekStart=2
NavWeekStart=2
XLATE_CSID=52
SPELL_LANG=1033
Region=en-US
Passthru_LogLevel=0
Console_LogLevel=2
VIEWIMP1=Lotus 1-2-3 Worksheet,0_IWKS,.,WKS.,WK1.,WR1.,WRK.,WK3.,WK4.,4,
VIEWIMP3=Structured Text,0_ISTR,.,LTR,.,CGN,.,STR,.,1,
VIEWIMP4=Tabular Text,0_ITAB,.,PRN,.,RPT,.,TXT,.,TAB,.,1,
VIEWEXP1=Lotus 1-2-3 Worksheet,0_XWKS,.,WKS.,WK1.,WR1.,WRK,.,4,
VIEWEXP3=Structured Text,0_XSTR,.,LTR,.,CGN,.,STR,.,1,
VIEWEXP4=Tabular Text,1_XTAB,.,LTR,.,RPT,.,CGN,.,TAB,.,1,
EDITIMP1=ASCII Text,0_ITEXT,.,TXT,.,PRN,.,C,.,H,.,RIP,.,1,
EDITIMP2=Microsoft RTF,0_IW4W,._IRTF,.,DOC,.,RTF,.,2,
EDITIMP3=Lotus 1-2-3,0_IW4W,._IWKSE,.,WKS.,WK1.,WR1.,WRK,.,WK3.,WK4,.,123,.,4,

```



```

FileDlgDirectory=Y:\Teton_ref
NthIteration=6
NormalMessageSize=10000
NumMessageRecipients=3
NumMailNotesPerUser=100
MailTemplate=Mail50.NTF
UseServerNAB=1
HTTPHost=sut.raleigh.ibm.com
WebDebugOn=1
WebAuthenticationOff=1
MessageLineSize=100
MaxDocToDelete=10000
Tmp=Notestmp
MaxSessions=100
NumAddLocalReplica=1
NumDeleteLocalReplica=1
NumStampLocalReplica=1
NumUpdateLocalReplica=1
AttachmentSize=500000
LargeMessageSize=32000
NumNotesLocalReplica=90
NumSharedNotes=900
Domain=IBM
AdminSetup=502

```

### **NOTES.INI for Parent Source Driver**

```

[Notes]
;
; Begin Notesbench variables for PARTITION 1
;
; *****
NodeName=pa1
; Runtime in minutes
;Runtime=700
;ChildStagger=15,1-4;30,5;15,6-8;30,9;15,10-12;30,13;15,14-17
Runtime=475
;ChildStagger=9,1-2;6,3;9,4;6,5;9,6;6,7-9
ChildStagger=1,1;6,2;7,3;9,4;12,5;15,6;18,7;21,8;21,9
NumClients1=600
NumClients2=600
NumClients3=600
NumClients4=600
NumClients5=600
NumClients6=600
NumClients7=600
NumClients8=500
NumClients9=200
;NumClients10=500
;NumClients11=500
;NumClients12=500
;NumClients13=600
;NumClients14=600
;NumClients15=600
;NumClients16=700
;NumClients17=700
;NumClients18=100
; NumClients19=400
; NumClients20=100
ResultsDirectory=c:\results
DEBUG_OUTFILE=c:\results\notesnum.txt
;-----End
;*****
;
; Multirun Variables
;*****
; ProbeIntervalDelay=wait after end of one run before starting next
; ProbeWaitTime=wait to start Probe (default=15mins)
; ProbeRunTime=#minutes probe will collect stats
ProbeInterval=1550,3000,3500
ProbeIntervalDelay=30
ProbeWaitTime=30

```

```

ProbeRunTime=300
; ProbeRunTime=2 because we want 240 minutes of runtime after ramp-up
; without overhead of PROBE
; Next line cause command 'show stat' to execute on SUT console
; before start of each multi-run and when ramped up for that run
; Mail statistics required for audit at ramp-up and before ramp-down
ProbeTestIncrementCMD=show stat mail
ProbeTestIncrementCMD=show stat database
; NBTestReset=1
*****
; Server.Planner Variables
*****
CPDatabase=c:\notesb3\data\Server.Planner.nsf
SUTMachineID=Osceola500
;-----End

```

```

Directory=c:\notesr5\data
KitType=1
InstallType=1
WinNTIconPath=c:\notesr5\data\W32
Timezone=5
DST=1
$$HasLANPort=1
WWWDSPP_SYNC_BROWSERCACHE=0
WWWDSPP_PREFETCH_OBJECT=0
EnableJavaApplets=1
EnablePlugins=1
Preferences=-2147480463
AltNameLanguage=en
ContentLanguage=en-US
WeekStart=1
ViewWeekStart=2
NavWeekStart=2
XLATE_CSID=52
SPELL_LANG=1033
Region=en-US
Passthru_LogLevel=0
Console_LogLevel=2
VIEWIMP1=Lotus 1-2-3 Worksheet,0,_IWKSV,,WKS.,WK1.,WR1.,WRK.,WK3.,WK4.,4,
VIEWIMP3=Structured Text,0,_ISTR,,LTR.,CGN.,STR.,1,
VIEWIMP4=Tabular Text,0,_ITAB,,PRN.,RPT.,TXT.,TAB.,1,
VIEWEXP1=Lotus 1-2-3 Worksheet,0,_XWKS,,WKS.,WK1.,WR1.,WRK.,4,
VIEWEXP3=Structured Text,0,_XSTR,,LTR.,CGN.,STR.,1,
VIEWEXP4=Tabular Text,1,_XTAB,,LTR.,RPT.,CGN.,TAB.,1,
EDITIMP1=ASCII Text,0,_ITEXT,,TXT.,PRN.,C.,H.,RIP.,1,
EDITIMP2=Microsoft RTF,0,_IW4W,_IRTF.,DOC.,RTF.,2,
EDITIMP3=Lotus 1-2-3,0,_IW4W,_IWKSE.,WKS.,WK1.,WR1.,WRK.,WK3.,WK4.,123.,4,
EDITIMP4=Lotus PIC,0,_IPIC,,PIC.,8,
EDITIMP5=CGM Image,0,_IFL,,GMF.,CGM.,8,
EDITIMP6=TIFF 5.0 Image,0,_ITIFF,,TIF.,18,
EDITIMP7=BMP Image,0,_IBMP,,BMP.,18,
EDITIMP8=Lotus Ami Pro,0,_IW4W,W4W33F/V0.,SAM.,2,
EDITIMP9=HTML File,0,_IHTML,,HTM.,HTML.,1,
EDITIMP17=WordPerfect 5.x,0,_IW4W,W4W07F/V1.,DOC.,WPD.,2,
EDITIMP21=Lotus Word Pro,0,_IW4W,W4W12F/V0.,LWP.,2,
EDITIMP22=PCX Image,0,_IPCX,,PCX.,18,
EDITIMP28=Binary with Text,0,_ISTRNGS,,*,1,
EDITIMP29=WordPerfect 6.0/6.1,0,_IW4W,W4W48F/V0.,WPD.,WPT.,DOC.,2,
EDITIMP30=Microsoft Excel,0,_IW4W,W4W21F/V4C.,XLS.,4,
EDITIMP31=Microsoft Word,0,_IW4W,W4W49F/V0.,DOC.,2,
EDITIMP32=GIF Image,0,_IGIF,,GIF.,18,
EDITIMP33=JPEG Image,0,_JPEG,,JPG.,18,
EDITEXP1=ASCII Text,2,_XTXT,,TXT.,PRN.,C.,H.,RIP.,1,
EDITEXP2=Microsoft Word RTF,2,_XRTF,,DOC.,RTF.,4,
EDITEXP3=CGM Image,2,_XCGM,,CGM.,GMF.,8,
EDITEXP4=TIFF 5.0 Image,2,_XTIFF,,TIF.,18,
EDITEXP5=Ami Pro,2,_XW4W,W4W33T/V0.,SAM.,2,
EDITEXP14=WordPerfect 5.1,2,_XW4W,W4W07T/V1.,DOC.,2,
EDITEXP21=WordPerfect 6.0,2,_XW4W,W4W48T/V0.,DOC.,2,
EDITEXP22=WordPerfect 6.1,2,_XW4W,W4W48T/V1.,WPD.,WPT.,DOC.,2,

```



AdminLastServer=sut/ibm  
SERVERS\_FRAME\_PERCENT=20  
TASKS\_FRAME\_PERCENT=30  
MONITOR\_VIEW\_TYPE=0  
MONITOR\_DATA\_STORAGE\_HOURS=168  
MONITOR\_SCALE=1  
ADMINWINDOWSIZEWIN=12 9 616 447  
ADMINMAXIMIZED=0

### ***nbconfig .ini***

```
.*****  
; NotesBench parms  
.*****  
NthIteration=6  
;NthIteration=9999  
Tmp=Notestmp  
MaxSessions=100  
NumAddLocalReplica=1  
NumDeleteLocalReplica=1  
NumStampLocalReplica=1  
NumUpdateLocalReplica=1  
NormalMessageSize=10000  
NumMessageRecipients=3  
NumMailNotesPerUser=100  
AttachmentSize=500000  
LargeMessageSize=32000  
MAXDocToDelete=10000  
; *****  
; * MaxUsers=9000 total *  
; * NumNotesLocalReplica=1% MaxUsers *  
; * NumSharedNotes=10% MaxUsers *  
; *****  
NumNotesLocalReplica=90  
NumSharedNotes=900  
MailTemplate=Mail50.NTF  
;NormalMessageSize=10000  
Domain=IBM  
UseServerNAB=1
```

---

## Appendix E: Network Configuration

The standard TCP/IP stack provided by Microsoft Windows 2000 Server was used.

In the system under test, the network adapter speed for the integrated 10/100 Ethernet controller was changed from the default 'Auto' to 100Mbps. This forced the Duplex Mode to 'full'.

---

## Appendix F: Guidelines for Information Usage

This report is intended for IBM Business Partners, customers, and IBM marketing and technical support personnel. The report may be distributed in accordance with the requirements stated in the Edition notice.



## Appendix G: Pricing

The table provides the IBM Estimated Reseller Price to end users for the U.S. only. Actual Reseller prices may vary, and prices may also vary by country. Prices are subject to change without notice. For additional information and current prices, contact your local IBM representative.

*Note:* Lotus Domino Server ships with the xSeries 200 at no charge.

Item Description	Order Number	Qty	IBM Estimated Reseller Unit Price	IBM Estimated Reseller Extended Price
<b>IBM xSeries 200</b>	8478-50X	1	\$1,555	\$1,555
1 x 866MHz Pentium III Processor with 256KB L2 Cache (one 128MB RDIMM included); integrated 10/100 Ethernet controller.				
512MB 133MHz ECC SDRAM DIMM Memory	33L3085	2	999	1,998
ServeRAID-3L Ultra2 SCSI Adapter	19K0564	3	659	1,977
9.1GB 10K-4 Ultra160 SCSI Hard Disk Drives	37L7204	14	385	5,390
18.2GB 10K-4 Ultra160 SCSI Hard Disk Drives	37L7205	3	605	1,815
EXP300 Storage Expansion Enclosure	35311RU	1	3,179	3,179
IBM E54 15" (13.8" Viewable) Color Monitor	6331B2N	1	173	173
<b>Software</b>				
Windows 2000 Server		1		999
Lotus Domino Server Release 5.02a		1	NC	
<b>Total System Price</b>				<b>\$17,086</b>

---

## Appendix H: Vendor-Defined Information

None.

## **First Edition - November 2000**

THE INFORMATION CONTAINED IN THIS DOCUMENT IS DISTRIBUTED ON AN AS IS BASIS WITHOUT ANY WARRANTY EITHER EXPRESSED OR IMPLIED. The use of this information or the implementation of any of these techniques is a customer's responsibility and depends on the customer's ability to evaluate and integrate them into the customer's operational environment. While each item has been reviewed by IBM for accuracy in a specific situation, there is no guarantee that the same or similar results will be obtained elsewhere. Customers attempting to adapt these techniques to their own environment do so at their own risk.

In this document, any references made to an IBM licensed program are not intended to state or imply that only IBM's licensed program may be used; any functionally equivalent program may be used.

This publication was produced in the United States. IBM may not offer the products, services, or features discussed in this document in other countries, and the information is subject to change without notice. Consult your local IBM representative for information on products and services available in your area..

© Copyright International Business Machines Corporation 2000. All rights reserved.

Permission is granted to reproduce this document in whole or in part, provided the copyright notice as printed above is set forth in full text at the beginning or end of each reproduced document or portion thereof.

U.S. Government Users - Documentation related to restricted rights: Use, duplication, or disclosure is subject to restrictions set forth in GSA ADP Schedule Contract with IBM Corp.

### **Trademarks**

\*IBM is a registered trademark and xSeries is a trademark of International Business Machines Corporation.

\*\*Lotus and Lotus Notes are registered trademarks and Notes and Domino are trademarks of Lotus Development Corporation. Intel and Pentium are registered trademarks of Intel Corporation. Microsoft and Windows are registered trademarks of Microsoft Corporation. CISCO is a registered trademark of Cisco Systems, Inc.

Other company, product, or service names, which may be denoted by two asterisks (\*\*), may be trademarks or service marks of others.